

表面安装肖特基二极管

反向电压 20 --- 100 V

正向电流 2.0 A

Surface Mount Schottky Barrier Rectifier

Reverse Voltage 20 to 100 V

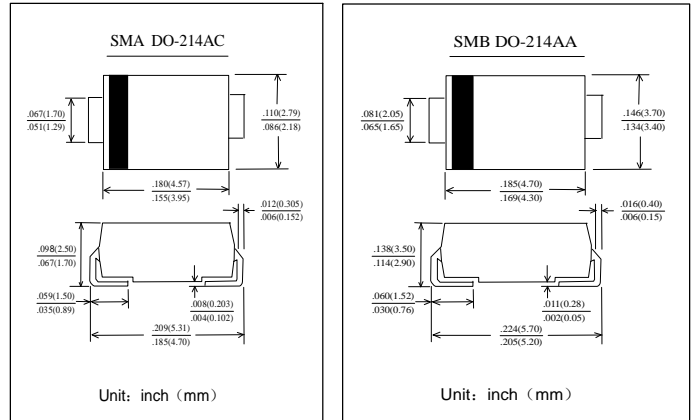
Forward Current 2.0 A

特征 Features

- 大电流承受能力。High Current Capability
- 正向压降低。Low Forward Voltage Drop
- 高温焊接保证 High temperature soldering guaranteed:
250°C/10 seconds at terminals

机械数据 Mechanical Data

- 封装: 塑料封装 Case: Molded plastic body
- 端子: 镀锡 Terminals: Solder plated
- 极性: 色环端为负极
Polarity: Color band denotes cathode end
- 安装位置: 任意 Mounting Position: Any


极限值和温度特性 TA = 25°C 除非另有规定。

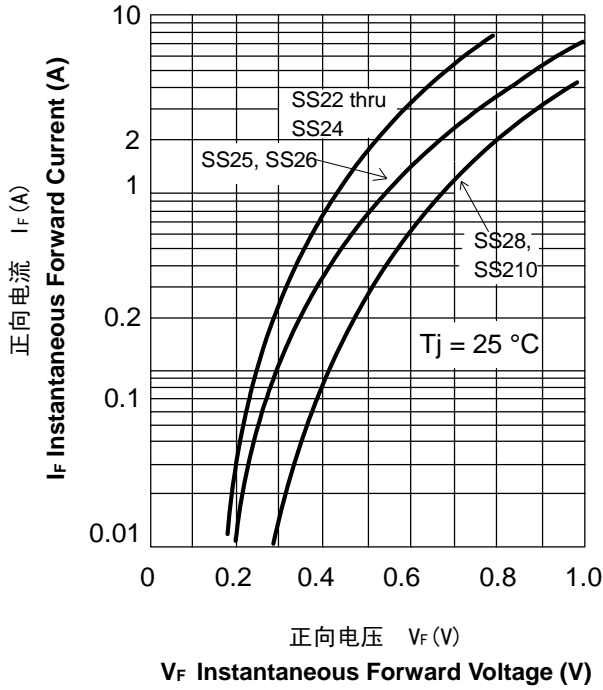
Maximum Ratings & Thermal Characteristics Ratings at 25°C ambient temperature unless otherwise specified.

	符号 Symbols	SS22	SS23	SS24	SS25	SS26	SS28	SS210	单位 Unit
最大峰值反向电压 Maximum repetitive peak reverse voltage	V _{RRM}	20	30	40	50	60	80	100	V
最大反向有效值电压 Maximum RMS voltage	V _{R(RMS)}	14	21	28	35	42	56	70	V
最大直流阻断电压 Maximum DC blocking voltage	V _{DC}	20	30	40	50	60	80	100	V
最大正向平均整流电流 Maximum average forward rectified current	I _{FM}	2.0							A
最大正向电压降 @IF = 2.0A Maximum forward voltage	V _F	0.55			0.7		0.85		V
正向峰值浪涌电流 8.3ms单一正弦半波 Peak forward surge current 8.3 ms single half sine-wave	I _{FSM}	50							A
最大反向漏电流 @TA = 25°C Maximum reverse current	I _R	0.5							mA
典型热阻 Typical thermal resistance	R _{θJA}	75							°C/W
典型结电容 VR = 4.0V f = 1.0MHz Type junction capacitance	C _j	45							pF
工作温度 Operating junction temperature range	T _j	- 50 --- +125							°C
存储温度 storage temperature range	T _{STG}	- 50 --- +150							°C

特性曲线 Characteristic Curves

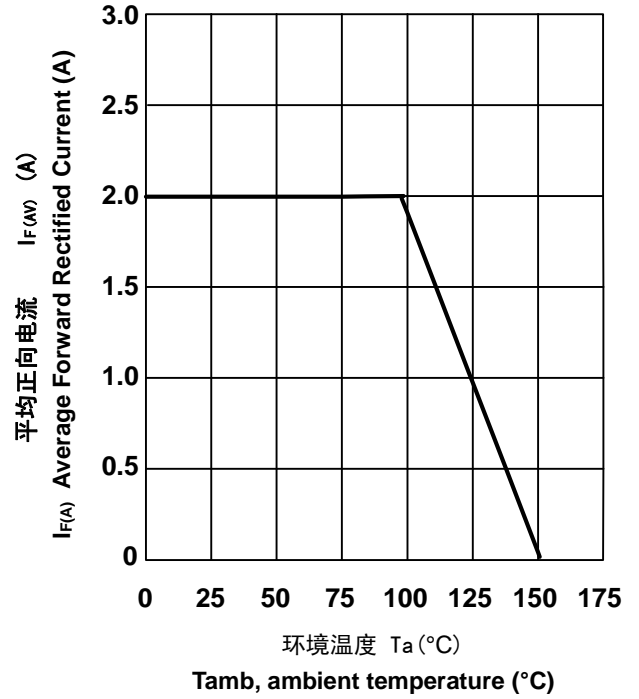
正向特性曲线 (典型值)

TYPICAL FORWARD CHARACTERISTIC



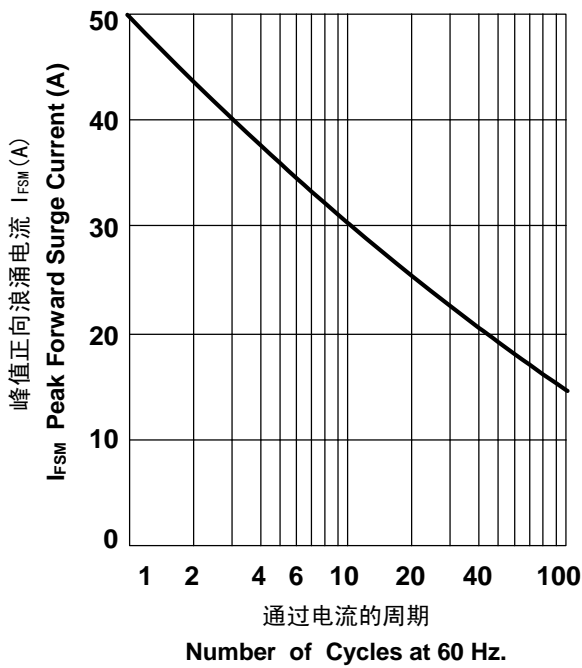
正向电流降额曲线

FORWARD CURRENT DERATING CURVE



浪涌特性曲线 (最大值)

MAXIMUM NON REPETITIVE PEAK FORWARD SURGE CURRENT



反向特性曲线 (典型值)

TYPICAL REVERSE CHARACTERISTICS

