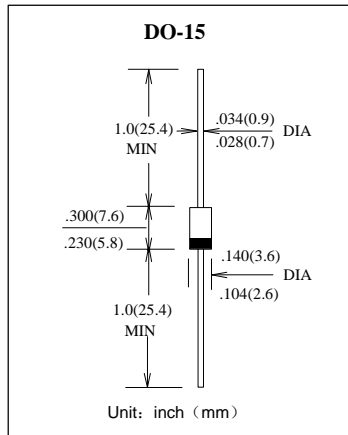


塑封肖特基二极管

PLASTIC SCHOTTKY BARRIER RECTIFIER



特征 Features

- 大电流承受能力。 High Current Capability
- 正向压降低。 Low Forward Voltage Drop
- 高温焊接保证 High temperature soldering guaranteed:
250°C/10 秒, 0.375" (9.5mm) 引线长度。
250°C/10 seconds, 0.375" (9.5mm) lead length,
- 引线可承受5 磅 (2.3kg) 拉力。 5 lbs. (2.3kg) tension

机械数据 Mechanical Data

- 端子: 镀锡轴向引线 Terminals: Plated axial leads
- 极性: 色环端为负极 Polarity: Color band denotes cathode end
- 安装位置: 任意 Mounting Position: Any

极限值和电参数 TA = 25°C 除非另有规定。

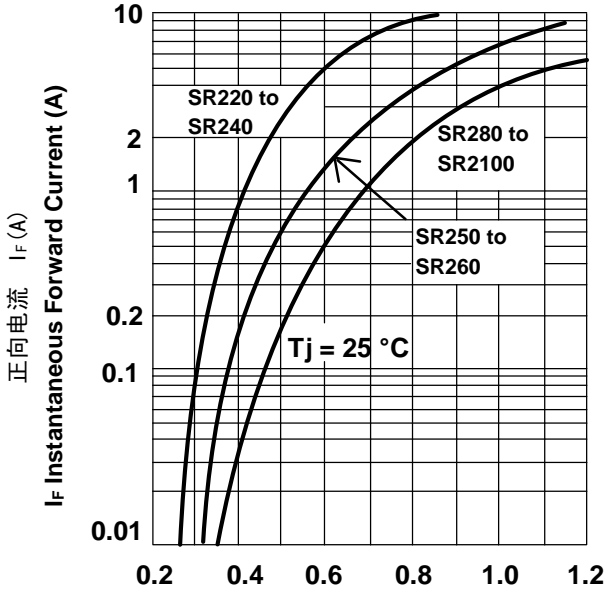
Maximum Ratings & Electrical Characteristics Ratings at 25°C ambient temperature unless otherwise specified.

	符号 Symbols	SR 220	SR 230	SR 240	SR 250	SR 260	SR 280	SR 2100	单位 Unit
最大峰值反向电压 Maximum repetitive peak reverse voltage	V_{RRM}	20	30	40	50	60	80	100	V
最大反向有效值电压 Maximum RMS voltage	$V_{R(RMS)}$	14	21	28	35	42	56	70	V
最大直流阻断电压 Maximum DC blocking voltage	V_{DC}	20	30	40	50	60	80	100	V
最大正向平均整流电流 Maximum average forward rectified current	I_{FM}	2.0							A
最大正向电压降 @IF = 2.0A Maximum forward voltage	V_F	0.55		0.70		0.85		V	
正向峰值浪涌电流 8.3ms单一正弦半波 Peak forward surge current 8.3 ms single half sine-wave	I_{FSM}	50							A
最大反向漏电流 @TA = 25°C Maximum reverse current @TA = 100°C	I_R	1.0							mA
典型热阻 Typical thermal resistance	$R_{\theta JA}$	35							°C/W
典型结电容 VR = 4.0V f = 1.0MHz Type junction capacitance	C_j	170							pF
工作温度 Operating junction temperature range	T_j	-50 --- +125							°C
存储温度 storage temperature range	T_{STG}	-50 --- +150							°C

特性曲线 Characteristic Curves

正向特性曲线 (典型值)

TYPICAL FORWARD CHARACTERISTIC

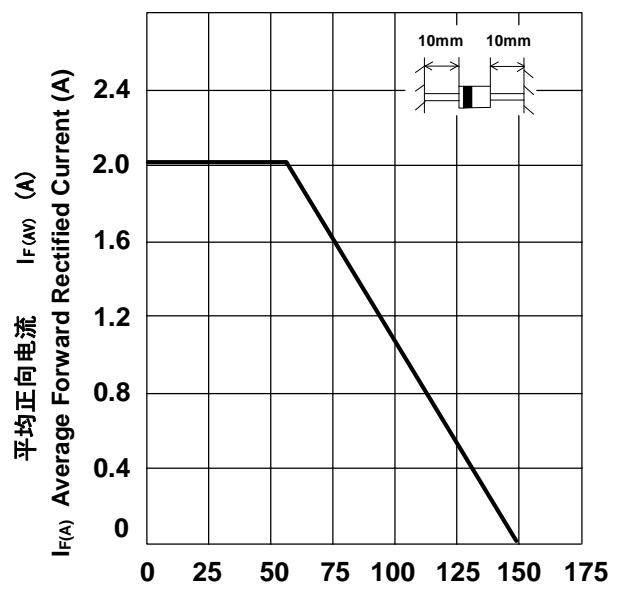


正向电压 V_F (V)

V_F Instantaneous Forward Voltage (V)

正向电流降额曲线

FORWARD CURRENT DERATING CURVE

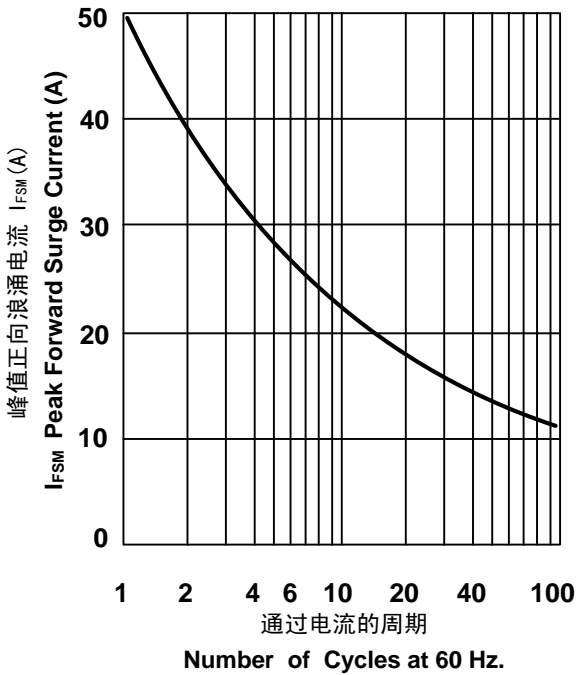


环境温度 T_a ($^\circ\text{C}$)

T_{amb} , ambient temperature ($^\circ\text{C}$)

浪涌特性曲线 (最大值)

MAXIMUM NON REPETITIVE PEAK FORWARD SURGE CURRENT



通过电流的周期

Number of Cycles at 60 Hz.